

Super Lawyers®

ONLINE ATTORNEY BADGES

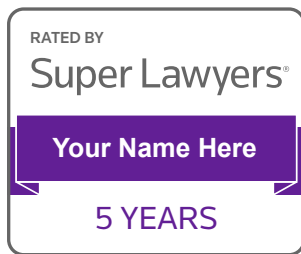
ATTORNEY BADGES ARE NOT GIVEN, THEY'RE EARNED.

Showcase your accomplishment online with a personalized attorney badge.

Attorneys selected to a Super Lawyers or Rising Stars list from any year have the exclusive opportunity to display attorney badges on their website or other online property at no cost.

Badges are also available for special milestones, such as a 5 or 10-year anniversary with Super Lawyers, being included on a Top or Up-and-Coming List or being featured in *Super Lawyers Magazine*.

SUPER LAWYERS BADGES



RISING STARS BADGES



Why should you display the badge on your online property?

- Build trust in your firm's brand with Super Lawyers' third-party validation
- Boost traffic and increase search engine visibility to your Super Lawyers online profile
- Enhance visibility around a selection to a Super Lawyers or Rising Stars list
- Available in multiple sizes and color options to suit your online property
- Easily implemented; the badge code can be emailed directly to your webmaster
- There is no cost—you've earned it!

TO DOWNLOAD

To get your personalized attorney badge, go to your SuperLawyers.com online attorney profile and click the link at the bottom.

A major benefit of Super Lawyers is that I am able to use the complimentary badge on all my emails which immediately tells my clients of my selection to this organization.

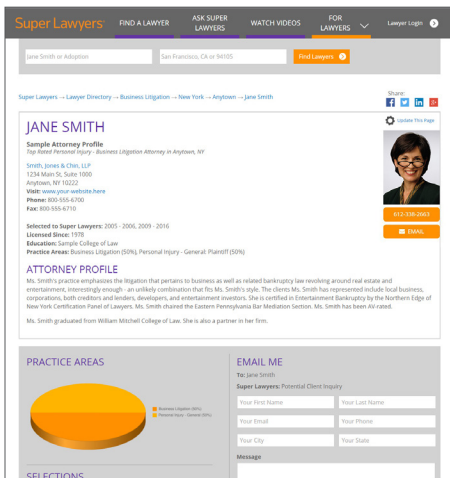
SUPER LAWYERS READERSHIP SURVEY

INSTRUCTIONS

ADDING YOUR SUPER LAWYERS ATTORNEY BADGE TO AN ONLINE PROPERTY

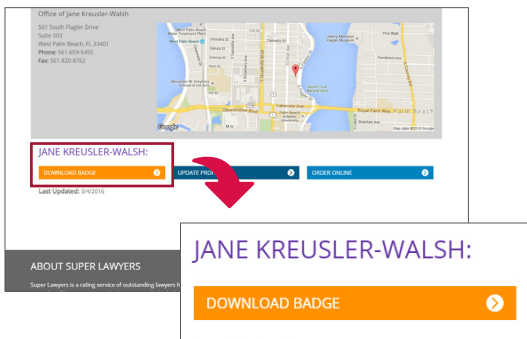
STEP 1

Visit your Super Lawyers online attorney profile.



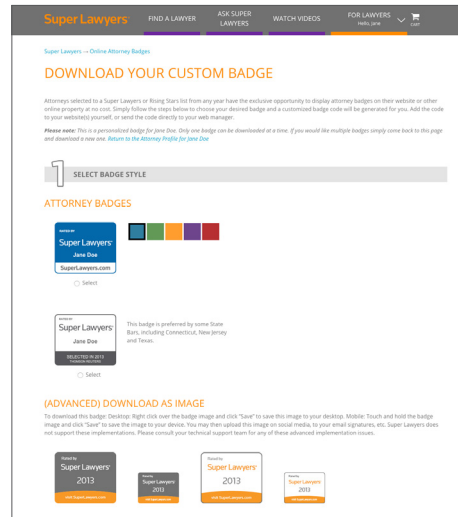
STEP 2

Click the button at the bottom of your profile that reads "Download Badge."



STEP 3

Choose a badge color by clicking "Select" underneath the image.



STEP 4

We will provide you with the badge code to add to your online property, or you can send this code directly to your webmaster for implementation.

